

Year 1 Spring 2 Maths Activity Mat 1

Section 1

Put a ring around the highest number and tick the lowest number.

13 7 18 14 9 8

Section 2

Add the coins together.



Section 3

Draw a three-sided shape.

Section 4

Rebecca eats three slices of cake. How many slices are left?



Section 5


$7 \times 2 =$

$7 + 4 =$

$9 - 6 =$


Section 6

Draw three more pairs of scissors.
How many are there altogether?



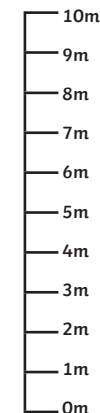
Section 7

What time is shown on the clock?



Section 8

How tall is the house?



Year 1 Spring 2 Maths Activity Mat 1

Section 1

Put a ring around the highest number and tick the lowest number.

17 21 15 9 18 23

Section 2

Add the coins together.



Section 3

Draw a four-sided shape.

Section 4

Robert eats six slices of cake. How many slices are left?



Section 5


$6 \times 10 = \square$

$18 + 5 = \square$

$14 - 7 = \square$


Section 6

Draw five more pairs of scissors.
How many are there altogether?



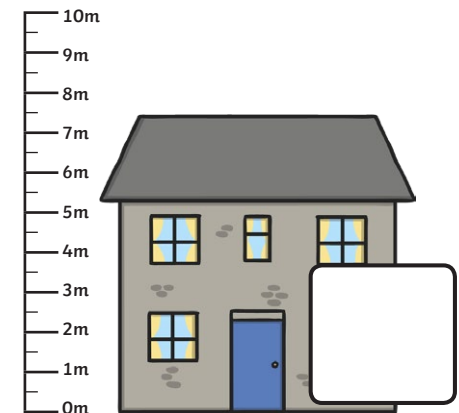
Section 7

What time is shown on the clock?



Section 8

How tall is the house?



Year 1 Spring 2 Maths Activity Mat 1

Section 1

Put a ring around the highest number and tick the lowest number.

31 18 52 49 13 67

Section 2

Add the coins together.




Section 3

Draw a four-sided shape. Make sure two of the sides are the same length.

Section 4

If Mohib eats half of the slices of cake, how many slices would be left?



Section 5


$$4 \times 5 = \square$$

$$19 + 13 = \square$$

$$22 - 9 = \square$$


Section 6

Draw seven more pairs of scissors.
How many are there altogether?



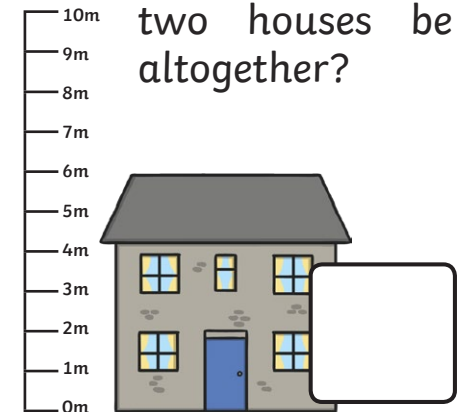
Section 7

What would the time be two hours later?



Section 8

How tall would two houses be altogether?



Year 1 Spring 2 Maths Activity Mat 1 Answers

Section 1

Put a ring around the highest number and tick the lowest number.

13 7 **18** 14 9 8✓

Section 2

Add the coins together.

15p

Section 3

Draw a three-sided shape.

Children draw a three-sided shape.

Section 4

Rebecca eats three slices of cake. How many slices are left?

5

Section 5

$$7 \times 2 = \mathbf{14}$$

$$7 + 4 = \mathbf{11}$$

$$9 - 6 = \mathbf{3}$$

Section 6

Draw three more pairs of scissors.
How many are there altogether?

7

Section 7

What time is shown on the clock?

7 o'clock

Section 8

How tall is the house?

4m

Year 1 Spring 2 Maths Activity Mat 1 Answers

Section 1

Put a ring around the highest number and tick the lowest number.

17 21 15 9/18 (23)

Section 2

Add the coins together.

27p

Section 3

Draw a four-sided shape.

Children draw a four-sided shape.

Section 4

Robert eats six slices of cake. How many slices are left?

4

Section 5

$$6 \times 10 = 60$$

$$18 + 5 = 23$$

$$14 - 7 = 7$$

Section 6

Draw five more pairs of scissors.
How many are there altogether?

13

Section 7

What time is shown on the clock?

10 o'clock

Section 8

How tall is the house?

7.5m

Year 1 Spring 2 Maths Activity Mat 1 Answers

Section 1

Put a ring around the highest number and tick the lowest number.

31 18 52 49 13 ✓ (67)

Section 2

Add the coins together.

£1.67

Section 3

Draw a four-sided shape. Make sure two of the sides are the same length.

Children to draw a four-sided shape with two equal sides.

Section 4

If Mohib eats half of the slices of cake, how many slices would be left?

4

Section 5

$$4 \times 5 = 20$$

$$19 + 13 = 32$$

$$22 - 9 = 13$$

Section 6

Draw seven more pairs of scissors.
How many are there altogether?

18

Section 7

What would the time be two hours later?

6 o'clock

Section 8

How tall would two houses be altogether?

12m