





1) Queen Elizabeth II is the longest reigning UK monarch. This table shows the five previous longest reigns.

King or Queen	Length of Reign in Whole Years
Henry III	56
Edward III	50
James VI	57
George III	59
Victoria	63



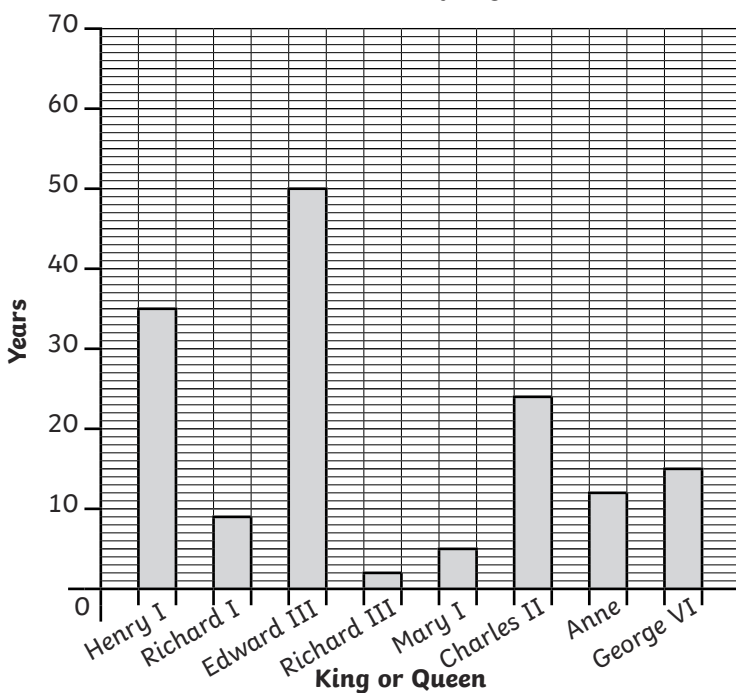
- How many more years did James rule than Henry? _____
- What is the sum of the two longest reigns shown in the table? _____
- What is the difference between the longest and shortest reign shown on the table? _____

2) This pictogram shows the reigns of some of the kings and queens of the UK.

King or Queen	Length of Reign  = 2 years
Mary I	
Mary II	
Henry V	
John	
James I	

- Henry V ruled for 4 years longer than Mary II. Fill in the pictogram to show this.
- The difference between the reigns of John and James is 5 years. John's reign was shorter. Fill in the pictogram to show this.
- How much longer would Henry have needed to stay on the throne to match James' reign?

A Bar Chart to Show Information about Different Kings and Queens of England



- Look at the bar chart. Are these statements true or false?
 - Anne ruled for double the time Richard III did.

 - The combined reigns of Mary I and Richard I are one year shorter than Anne's.


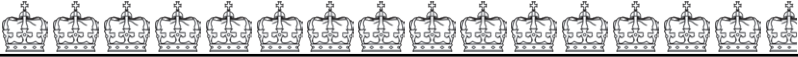


 - The longest reigning monarch shown ruled for more time than the sum of the 4 shortest reigns.

2) Jack says, "The kings and queens reigned for 50 years altogether." What mistake has he made?

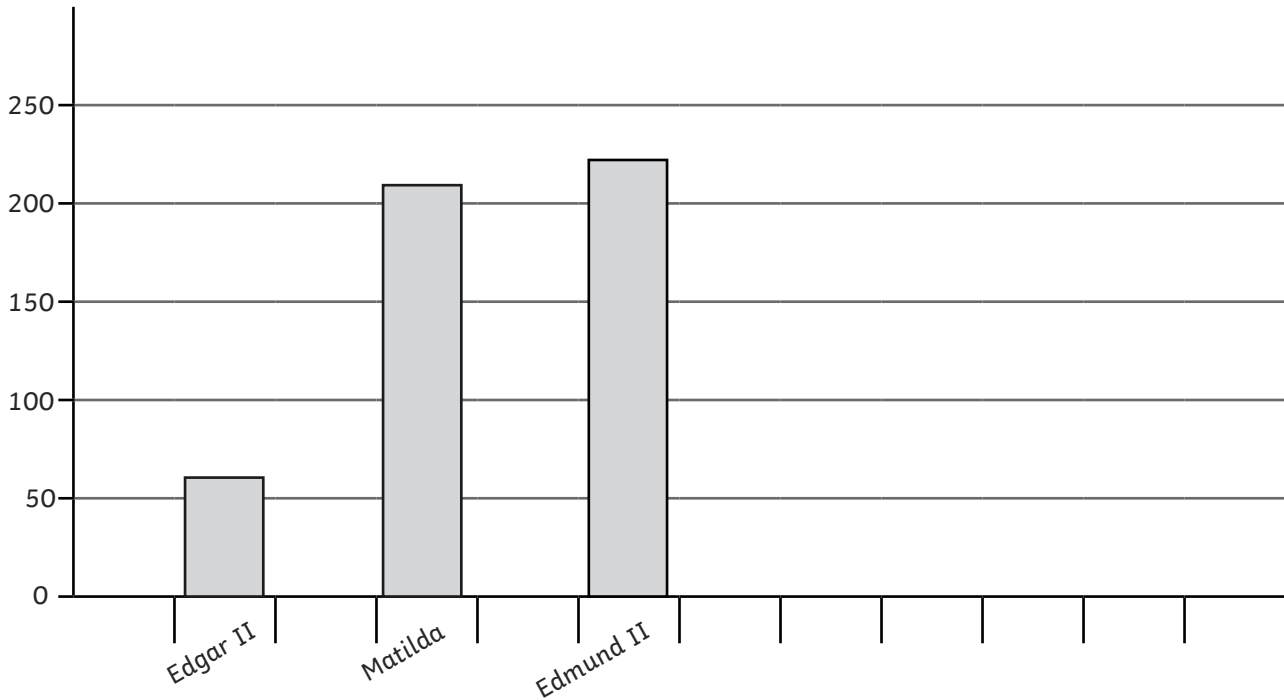
Explain what he needed to do to work out how long they reigned altogether.



Look at the pictogram and bar chart showing the reigns of monarchs.

King	Length of Reign  = 5 days
Edward V of England	
Sweyn Forkbeard of England	
Lady Jane Grey	

Length of Reign in Days



- 1) Look at both the pictogram and bar chart.
 - a) Which monarch reigned for the longest amount of time? _____
 - b) What is the difference in time between the longest reign and shortest reign shown? _____
 - c) What is the sum of the 2 shortest reigns combined? _____
- 2) Present all the data together as either a bar chart or pictogram on graph paper.
Explain why you have chosen to present your data this way.

- 3) Add the following information to your bar chart or pictogram.
 - a) Lulach ruled for 9 days fewer than the longest serving monarch shown.
 - b) Dafydd ap Gruffydd ruled for 10 days more than Matilda and Edward V combined.