



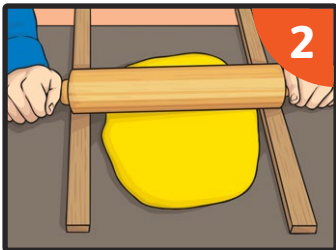
# Make a Model Earth

## You will need:


- modelling clay in red, yellow, orange and brown
- rolling pin



1 Make a small ball of red clay. This is the inner core.




2 Roll out a thick yellow sheet of clay and wrap it around the red ball. This is the outer core. Repeat with a thick layer of orange clay for the mantle.



3 Roll out a thin layer of brown clay and wrap around your model Earth. This is your crust.



4 You could also add a very thin layer of blue clay to be the seas and then some very thin green, brown and white to be the land. Use a globe to help you place your land.



5 Finally, cut your Earth very carefully in half to see all the layers inside.